

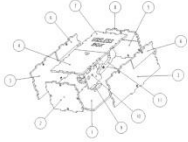
# 组装说明

The assembly instructions

## 1. 材料清单 Bill of materials

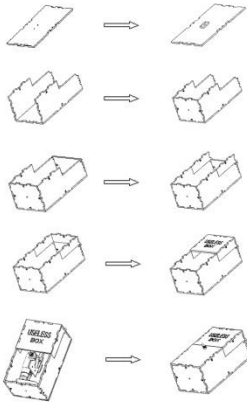
序号Serial number	名称Name	数量Number
1	板1	1
2	板2	1
3	板3	2
4	板4	1
5	板5	1
6	板6	2
7	板7	1
8	板8	1
9	板9	1
10	电路板 Circuit board	1
11	透明小手 Transparent handle	1
12	螺丝 screw	24
13	螺母垫圈 nut	23

## 2. 装配示意图 Assembly diagram

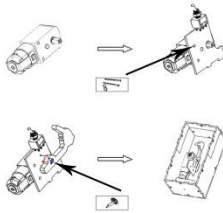


参考组装顺序 (Refer to the assembly sequence) :  
1-9-3-2-5-6-8-7-10-11-4

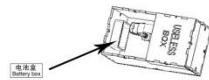
### 1) 壳体组装 The box body assembly



### 2) 电路部分组装 critical part of the assembly



### 3) 电池盒组装 The battery box assembly



### 3. 成品展示图 The finished display chart

